



SCO 14, Sector 7-C,
Madhya Marg,
Chandigarh (UT) India - 190019
T: +91-172-5021555, +91-172-5021666
E: info@stylam.com

 [instagram/stylamlaminates](https://www.instagram.com/stylamlaminates)
 [linkedin/stylamindustries](https://www.linkedin.com/company/stylamindustries)
 [facebook/stylamlaminate](https://www.facebook.com/stylamlaminate)
 [twitter/stylamlaminate](https://twitter.com/stylamlaminate)

www.stylam.com

ABOVE & BEYOND

6 Feet Range Decor Papers

CONTENT


- INTRODUCTION
- RESTROOM CUBICLES
- KEY FEATURES
- 6 FT RANGE LAMINATE
- USER REFERENCE
- WOOD GRAINS
- MARBLES
- SOLID COLOURS
- TECHNICAL SPECIFICATIONS
- CERTIFICATES

6 Feet Range Laminates by Stylam

Optimal Material Usage

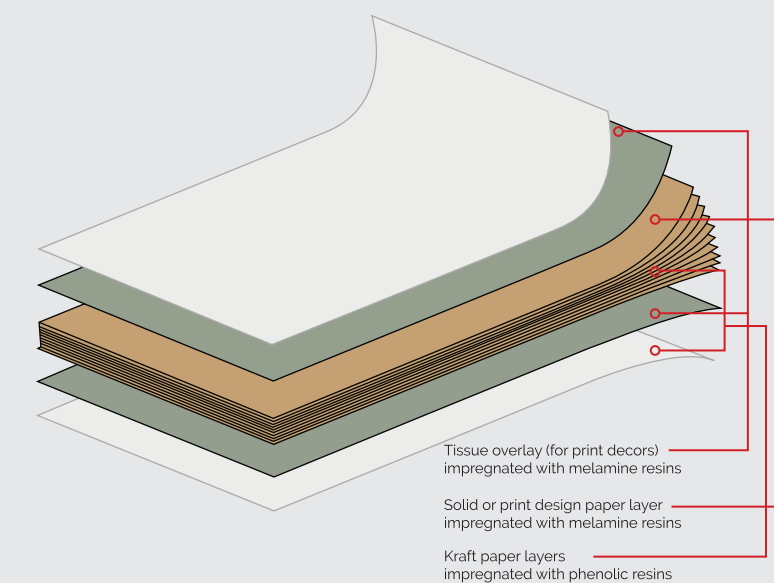
Unattractive joints are no longer an issue with 6 Feet Range Laminates by Stylam.

Usual laminates come in 4' x 8' (1220 x 2440mm) size, which limit their functionality in large width applications. With a comprehensive range of wider sheet sizes, 6 Feet Range Laminates by Stylam is designed to provide outstanding options and sheet utilisation to effectively solve this problem.



Compact Laminate by STYLAM

Above & Beyond rich and varied decorative solids, marble and wood patterns that will work in perfect harmony with any décor or style. Compact laminate is made from layers of cellulose paper fibres that have been dipped in resin and dried. These layers are stacked and sandwiched before being compressed under high pressure and heated to permanently meld together. Not only does this manufacturing process ensure an incredibly strong and dense structure, but it also enables the laminate to be made of varying thickness ranges.



Restroom Cubicle Partitions

WITH COMPACT LAMINATE

Stylam compact laminate offer uncompromising design, quality, choice, safety and hygiene. Our industry-leading compact laminates are made to suit all your pocket budgets and it's available worldwide. We are pleased to offer above & beyond solution for all sectors from health & wellness and education to commercial. Crafted with next-generation technology, Stylam cuboid is accomplished even in heavy crowded public spaces, under damp and wet areas.



*Compact Grade
Laminate*

Locker System

- 1X** / 1 DOOR MODULE
- 2X** / 2 DOOR MODULE
- 3X** / 3 DOOR MODULE
- 4X** / DOOR MODULE
- 5X** / 5 DOOR MODULE
- Z** / INTERLOCKING MODULE



Key features



6 ft Range Laminate

We are reasserting Stylam's promise of delivering new and high-class living standards for our valuable customers.

Stylam is introducing a 6 ft special range for tall Office Partitions, lockers, wardrobes, movable wall systems and doors. Which can be easily optimised from sizes of 1600mm x 3600mm, 1600 mm x 4320mm, 1860mm x 3660mm and 1860mm x 4320mm.



User Reference

GLOSS



1600 mm x 3600 mm Suede2/Matt/Gloss

1600 mm x 4320 mm Suede

1860 mm x 3660 mm Suede

1860 mm x 4320 mm Suede/Matt/Gloss

TEXTURE
availability

MATTE



SUEDE





Tall Doors



DENSE OAK 1965 SD



ROVERE CRISTALLO 2319 SD



ALBERTA MAPLE 7305 SD



WELLOW TREE 7771 SD WHITE



ORLANDO 1981 SD WALNUT



STRAIGHT PINE 7254 SD



RED MAPLE 7308 SD



RAW CHARM 2202 SD



WEEPING BEECH 2082 SD



MAHOGANY 7285 SD



MIAMI WALNUT 7712 SD



JUGAN BURCH 2234 SD



POLAR BIRCH 2303 SD



LEGAL MAHOGANY 7288 SD




VEGAS WALNUT 7717 SD




DESERT TEAK 2845 SD



CLASSICAL GRAINS 2334 SD



LIGNO HORIZONTAL 2833 SD WOOD



DESERT MARBLE 2852 SD



BROWN PATTERNEN 2859 SD



PUNJABI TEAK 2835 SD




TEAK CLASSICAL 2838 SD




HIGHLAND PINE 7251 SD



ASH OAK 7416 SD



ELITE GRAINS 2839 SD



COCOA TEAK 2843 SD



HEDFILD WALNUT 2381 SD



CALAIS EICHE 2865 SD




SOLERA WHITE 2913 SD



ROYAL WOOD 2851 SD



MOUNTAIN MAPEL 7303 SD



Tall Office Partitions



MARBLES



BENGAL MARBLE
2853 SD



NORDIC TERRA
1422 SD



BLUE MARBLE
1492 SD




DUST ZINGER
1490 SD




SLATE DUST
1384 SD



GREY STONE
1423 SD




SALTY PEPPER
1568 SD



FONTIA
1553 SD




CHOCO DUST
1385 SD



PIETRA MARBLE
1480 SD



ZEBRAWOOD
MARBEL
1458 SD



LETIZIA
1554 SD



GREEN DUST
1386 SD



PUNTINATO MARBLE
1481 SD



NEW PINARA
1468 SD




GREY LINES
2844 SD



LIGHT ALUMINIUM
1411 SD



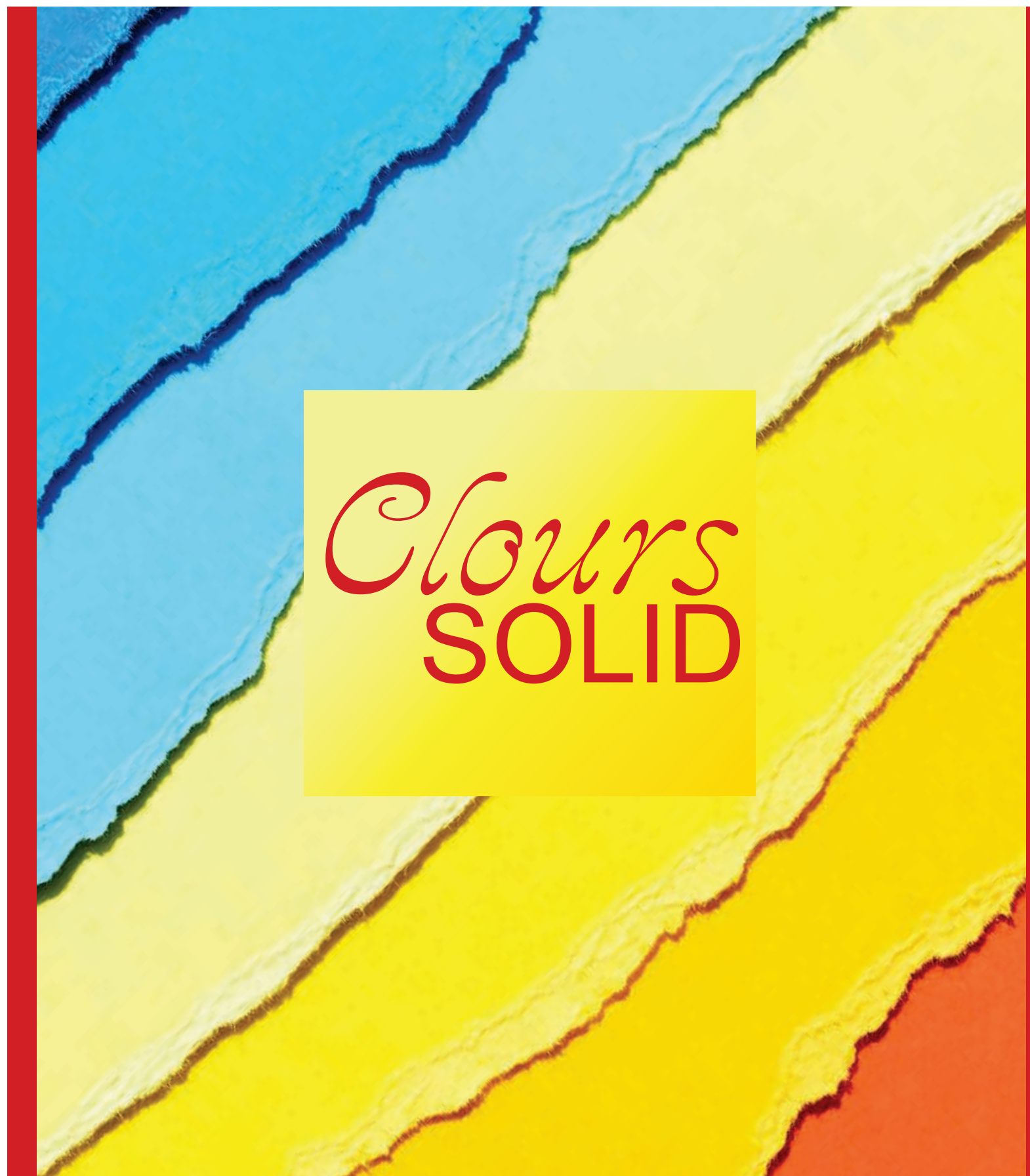
LANDRA GRAIN
1489 SD



BLACK PINARA
1469 SD



TWEED GRAY
1353 SD



				
IVORY GREY 538 SD	CREAMY WHITE 1005 SD	OFF WHITE 1020 SD	AZURE WHITE 101 SD	IVORY 107 SD
				
SMOKE GREY 531 SD	ALUMINA GREY 120 SD	BLACK MAGIC 142 SD	DARK CHOCOLATE 539 SD	AZURE 526 SD
				
BLOOD RED 530 SD	CHERRY BROWN 1018 SD	CLINICAL WHITE 1082 SD	HALF BEIGE 1083 SD	MUNSO WHITE 1084 SD
				
ABSOLUTE PEACH 1085 SD	STEEL BLUE 1091 SD	WARM GREY 8117 SD	CHALK GREY 8121 SD	HINA 8306 SD
				
ROYAL BLUE 8442 SD	PURPLE 8442SD	GOLEN YELLOW 8504 SD	ORANGE 8522SD	LASER GREY 1707 SD



KIWI GREEN
1752 SD



GOTHIC REY
1751 SD



TAVERA CREAM
1090 SD



CLASSIC GREY
1717 SD




BOND BLUE
1708 SD



AVIO BLUE
1709 SD



DARK OLIVE
1716 SD



RAINY SKY
1718 SD



CITY SHADOW
1014 SD



TIDAL SAND
1033 SD



RUST BROWN
1040 SD



MILITARY GREEN
1047 SD



DEEP BLUE
1048 SD



CHARCOAL GREY
1049 SD




CLOUDY GREY
1071 SD



GUN METAL
1072 SD



OLYMPIA BLUE
1073 SD




SOLERA WHITE
1078 SD



SOLERA BEIGE
1079 SD



SOLERA GREY
1080 SD



TECHNO WHITE
1081 SD



Wardrobes

PRODUCT TECHNICAL SHEET

STYLAM COMPACT LAMINATES - CGS/CGF

Compact High Pressure Laminates (HPL) as per EN 438-4 : 2016, are available in the standard CGS and in the flame retardant CGF types on demand. When these laminates are self-supporting they are ready for installation.

SL. NO.	PROPERTIES	TEST METHOD	ATTRIBUTES OF PERFORMANCE	UNIT OF MEASUREMENT	RESULTS (AS PER EN 438-4)
			EN-438 Laminate Classification		CGS/CGF
1	SURFACE QUALITY				
1.1	Surface quality	EN 438-2.4	Spots, dirt and similar surface defects Fibres, hairs and scratches	mm ² /m ² mm/m ²	≤ 1 ≤ 10
2	DIMENSIONAL PROPERTIES				
2.1	Thickness	EN 438-2.5	Thickness tolerance	mm	1 ≤ T < 2 : ± 0.15 2 ≤ T < 3 : ± 0.2 3 ≤ T < 5 : ± 0.3
2.2	Size	EN 438-2.6	Length and width	mm	+ 10 / - 0
2.3	Straightness of edges	EN 438-2.7	Straightness of edges	mm/m	≤ 1,5
2.4	Squareness	EN 438-2.8	Squareness	mm/m	≤ 1,5
2.5	Flatness	EN 438-2.9	Flatness (measured on full-size sheet)	mm/m	Max, 8,0
3	PHYSICAL PROPERTIES				
3.1	Resistance to surface wear	EN 438-2.10	Wear Resistance	Revolutions	≥ 350
3.2	Resistance to immersion in boiling water	EN 438-2.12	Mass increase	%	CGF - ≤ 7
			Thickness increase	%	CGF - ≤ 9
			Appearance - Gloss Finish	Rating	≥ 3
3.3	Resistance to water vapour	EN 438-2.14	Appearance - Other Finishes	Rating	≥ 4
			Appearance - Gloss Finish	Rating	≥ 3
3.4	Resistance to dry heat (180°C)	EN 438-2.16	Appearance - Other Finishes	Rating	≥ 4
			Appearance - Gloss Finish	Rating	≥ 3
3.5	Dimensional stability at elevated temperatures	EN 438-2.17	Cumulative dimensional change - 2 ≤ T < 5mm	L %	≤ 0,40
				T %	≤ 0,80
3.6	Resistance to impact with large diameter ball	EN 438-2.21	Indent. dia. 10mm - Drop Height	mm	≥ 1400
3.7	Resistance to crazing	EN 438-2.24	Appearance	Rating	≥ 4
3.8	Resistance to scratching	EN 438-2.25	Appearance - Smooth Finishes	Rating	≥ 2
			Appearance - Textured Finishes	Rating	≥ 3
3.9	Resistance to staining	EN 438-2.26	Appearance - Group 1 & 2	Rating	≥ 5
			Appearance - Group 3	Rating	≥ 4
3.10	Light fastness (Xenon arc)	EN 438-2.27	Contrast	Grey scale rating	4 to 5
3.11	Flexural modulus	EN ISO 178	Stress	Mpa	≥ 9000
3.12	Flexural strength	EN ISO 178	Stress	Mpa	≥ 80
3.13	Density	EN ISO 1183	Density	gm/cm ³	≥ 1,35
4	FIRE PERFORMANCES		Test as per EN 13823 (SBI test) and EN ISO 11925-2 (Small-burner test)		
4.1	Fire Reaction Classification, EGF-EDF	EN 135 01	Classification - 3 ≤ T < 6 mm	Rating	B - s2, d0
4.2	Fire Reaction Classification, EGS-EDS	EN 135 01	Classification - T ≥ 6 mm	Rating	B - s1, d0
			Classification - T ≥ 10 mm	Rating	B - s1, d0
5	OTHER PROPERTIES				
5.1	Release of Formaldehyde	EN 438-7.4.11.1	Classification	Rating	E1

Issue date : 01/04/2019

Disclaimer :

This Product Technical Sheet gives technical information relevant to the performance of product as tested by STYLAM and External Certified testing agencies. STYLAM reserves the right to change product composition and characteristics at any time.

Certificates

